



« PIA » © TUTORIAL par PUCA®



Créé par Puca





Material :

For a bangle of 17cm and half necklace 9 elements

- 54 Paros® par PUCA®
 - 77 Minos® par PUCA®
- Fireline 0.12mm

For the earrings : 14 Paros® par PUCA® and 20 Minos® par PUCA®

Earrings and rings




Informations for the Paros® par Puca® ☺



1) Pick up 6 Paros ® in the center of the hole




2) Close and exit here *



3) Pass through the 2nd hole




4) Pick up 1 Minos® between the Paros®



5) Repeat step 4 5 more times




6) Pick up 3 Minos®, pass through the 1st Minos®



7) We have this 😊
Pick up 1 Paros® like picture, pass through the other hole



8) Pick up 5 Paros® like picture



9) Pass through the 1st Paros like picture



10) Pass through the Paros *, pass through the same Paros® in the other hole and pass through the Minos®



11) Pick up 1 Minos® between each Paros®



12) We have this 😊
Exit in the Minos like picture
Repeat step 8 to 12, you need 9 elements for a bangle or half necklace 😊



13) Place a chain or a clasp with a ring



14) For the earrings, place 7 Paros®

Happy beading!
Thank you for respecting my work.

